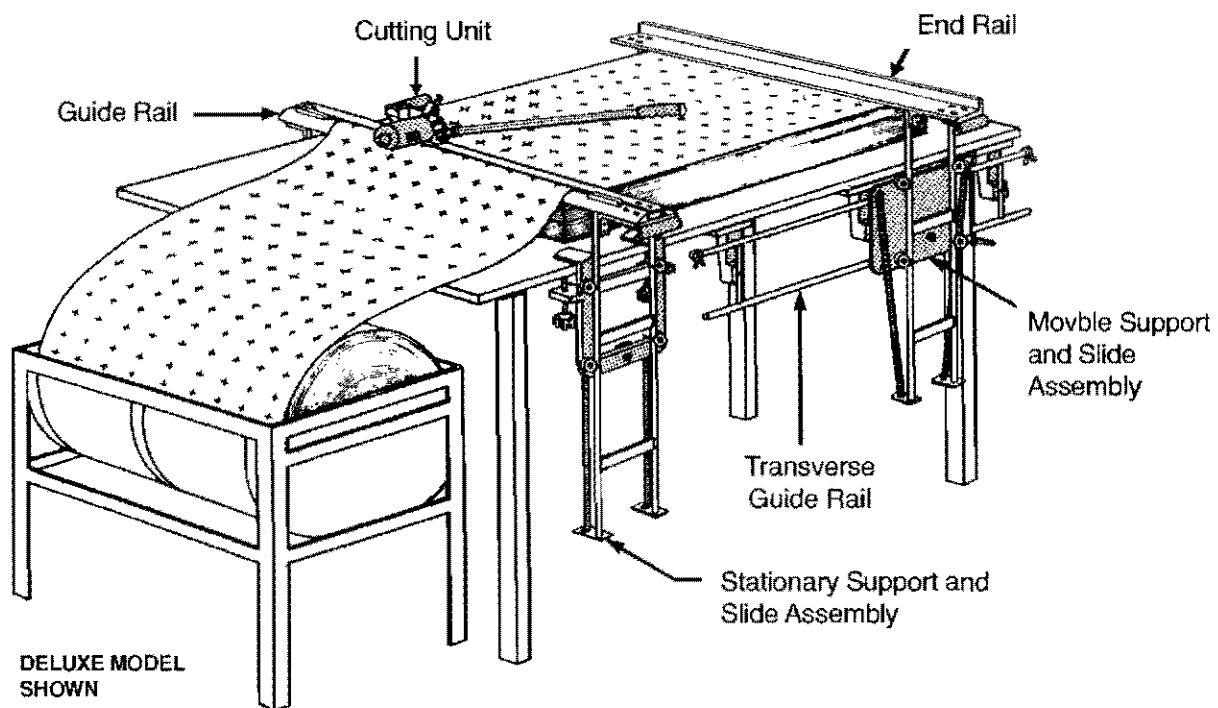


WOLF[®] ABLE CUT-OFF MACHINE

PARTS AND SERVICE MANUAL

Published April 2008

- Standard Model
- Deluxe Model
- Motors - ST2000 & ST5000



WARNING

This is a hazardous type of machinery and should be used with care. Always disconnect electrical connector before performing repairs, adjustments or maintenance. Be sure machine is properly grounded. Never place hands or any part of your person in the path of the machine when it's in service. Keep the finger guard as low as possible during operation and completely down when not in use. Keep main switch off when machine is not in use. For personal safety the operator should remove all loose fitting jewelry, shouldn't wear loose or baggy fitting clothing and persons with long hair should cover or pull it back. Never leave the machine unattended with its motor running.

WOLF[®]
1st/Since 1888

THE WOLF MACHINE COMPANY

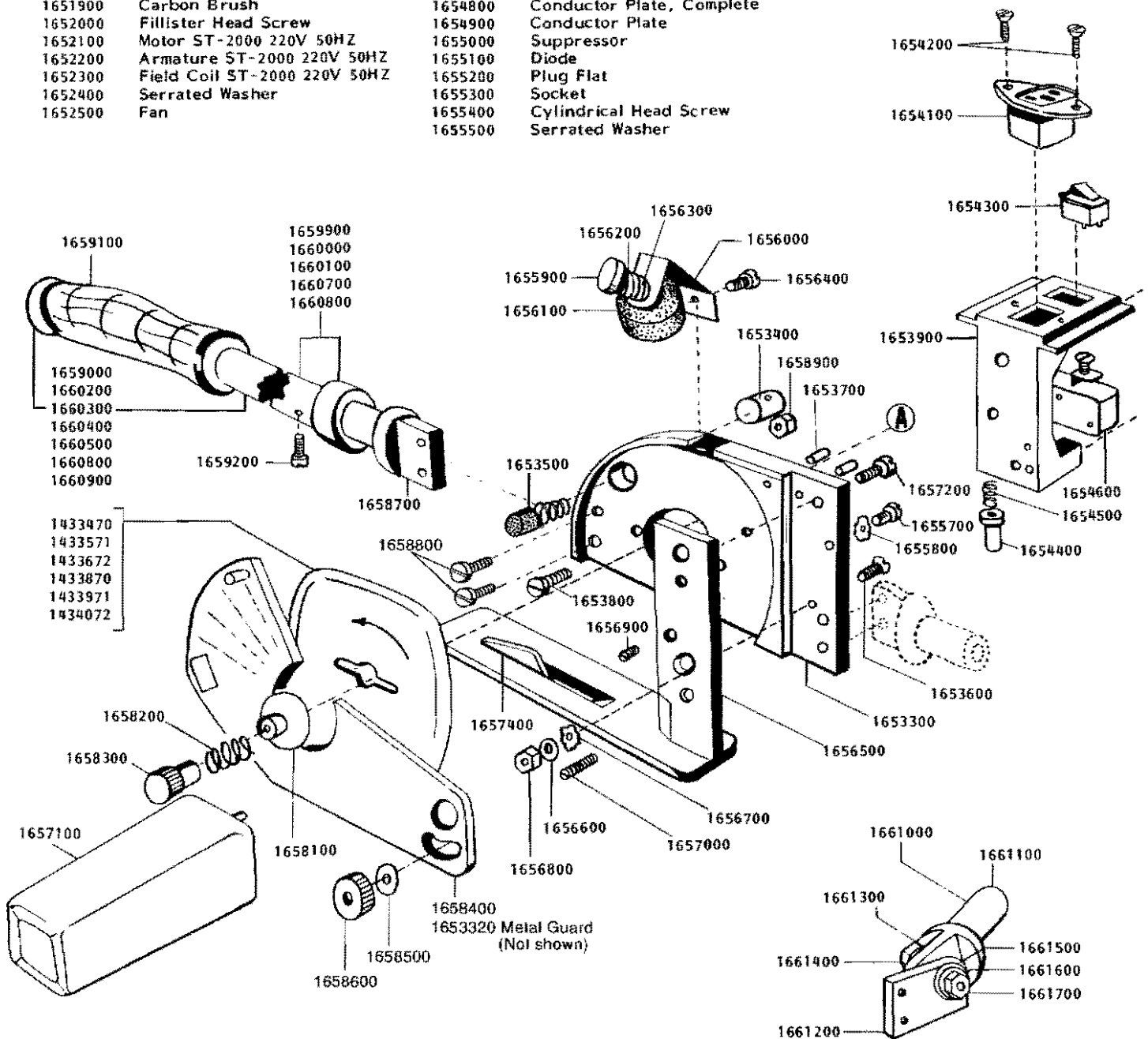
5570 Creek Road • Cincinnati, OH 45242 • USA

Phone: 513-791-5194 • FAX 513-791-0925

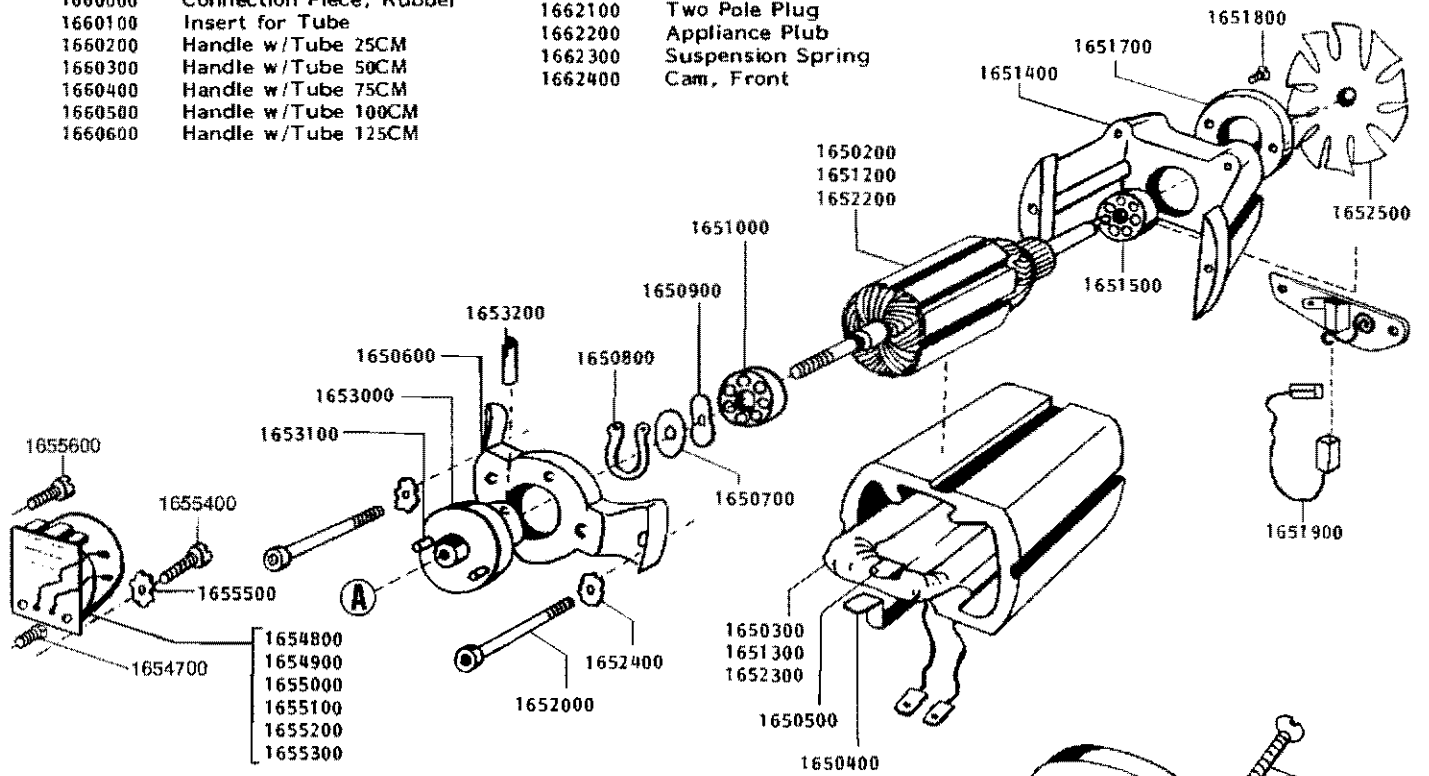
TOLL FREE 1-800-543-WOLF

e-mail: info@wolfmachine.com • Web Site: www.wolfmachine.com

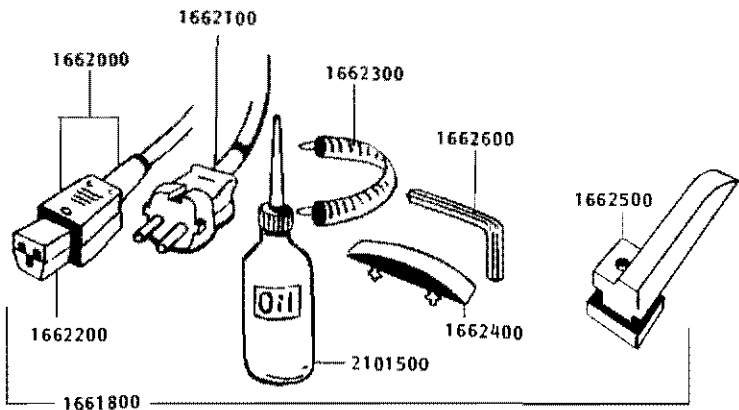
Part No.	Description	Part No.	Description	Part No.	Description
1433470	Four Bow Blade CRW	1652600	Motor Housing	1655600	Special Self Tapping Screw
1433571	Four Bow Blade HSS	1652700	Countersunk Screw	1655700	Earth Screw
1433672	Teflon Coated Four Bow Blade	1652800	Screw	1655800	Serrated Washer
1433870	Circular Blade CRW	1652900	Label, "Oil Daily"	1655900	Grinding Device, Complete
1433971	Circular Blade HSS	1653000	Coupling w/Pins	1656000	Grindstone Holder
1434072	Teflon Coated Circular Blade	1653100	Driving Pin	1656100	Grindstone, Complete
1650100	Motor ST-2000 110V 60HZ	1653200	Tensioning Bush	1656200	Press Button
1650200	Armature ST-2000 110V 60HZ	1653300	Blade Housing	1656300	Pressure Spring
1650300	Field Coil ST-2000 110V 60HZ	1653320	Metal Guard (Not shown)	1656400	Cylindrical Head Screw
1650400	Clamp, Coils	1653400	Cap, Oiler Felt	1656500	Sliding Angle
1650500	Small Insulating Plate	1653500	Oiler Felt, Complete	1656600	Washer
1650600	Bearing Bracket, Front	1653600	Countersunk Screw	1656700	Serrated Washer
1650700	Dust Cap, Front	1653700	Pin	1656800	Hexagonal Nut
1650800	Safety Washer	1653800	Cylindrical Head Screw	1656900	Adjusting Screw
1650900	Saddle Metal Washer	1653900	Connection Angle	1657000	Threaded Pin
1651000	Ball Bearing	1654000	Cylindrical Head Screw	1657100	Counterweight
1651100	Motor ST-2000 220V 60HZ	1654100	Plug Socket	1657200	Cylindrical Head Screw
1651200	Armature ST-2000 220V 60HZ	1654200	Countersunk Screw	1657400	Counter Blade
1651300	Field Coil ST-2000 220V 60HZ	1654300	Main Switch	1658100	Blade Holder
1651400	Bearing Bracket, Rear	1654400	Ram	1658200	Tension Spring
1651500	Ball Bearing	1654500	Spring, Ram	1658300	Tensioning Nut
1651700	Dust Cap, Rear	1654600	Micro Switch	1658400	Finger Guard
1651800	Countersunk Screw	1654700	Fillister Head Screw		
1651900	Carbon Brush	1654800	Conductor Plate, Complete		
1652000	Fillister Head Screw	1654900	Conductor Plate		
1652100	Motor ST-2000 220V 50HZ	1655000	Suppressor		
1652200	Armature ST-2000 220V 50HZ	1655100	Diode		
1652300	Field Coil ST-2000 220V 50HZ	1655200	Plug Flat		
1652400	Serrated Washer	1655300	Socket		
1652500	Fan	1655400	Cylindrical Head Screw		
		1655500	Serrated Washer		



Part No.	Description	Part No.	Description	Part No.	Description
1658500	Spring	1660700	Tube 50CM	1662500	Cam, Rear Complete
1658600	Knurled Nut	1660800	Connection for Tube	1662600	Hexagonal Wrench
1658700	Handle Holder	1660900	Handle	1670000	Cutting Head Complete ST-2000 110V 60HZ
1658800	Countersunk Screw	1661000	Holding Device for Handle Extension Complete	1670500	Cutting Head Complete ST-2000 220V 60HZ
1658900	Hexagonal Nut	1661100	Holder for Holding Handle	1671000	Cutting Head Complete ST-2000 220V 50HZ
1659000	Tube w/Handle 13CM	1661200	Hinge, Folding Handle	1672000	Cutting Head Complete ST-4000 220V 60HZ
1659100	Handle, Shortened	1661300	Spacer Bush	2101500	Oiler
1659200	Screw	1661400	Hexagonal Screw		
1659300	Cam, Front	1661500	Spring Washer		
1659400	Cam, Rear Complete	1661600	Washer		
1659500	Cam, Rear	1661700	Hexagonal Nut		
1659600	Tensioning Plate	1661800	Accessories, Complete		
1659700	Cylindrical Head Screw	1662000	Flexible Cord, Complete		
1659900	Handle Holder for Extension	1662100	Two Pole Plug		
1660000	Connection Piece, Rubber	1662200	Appliance Plug		
1660100	Insert for Tube	1662300	Suspension Spring		
1660200	Handle w/Tube 25CM	1662400	Cam, Front		
1660300	Handle w/Tube 50CM				
1660400	Handle w/Tube 75CM				
1660500	Handle w/Tube 100CM				
1660600	Handle w/Tube 125CM				



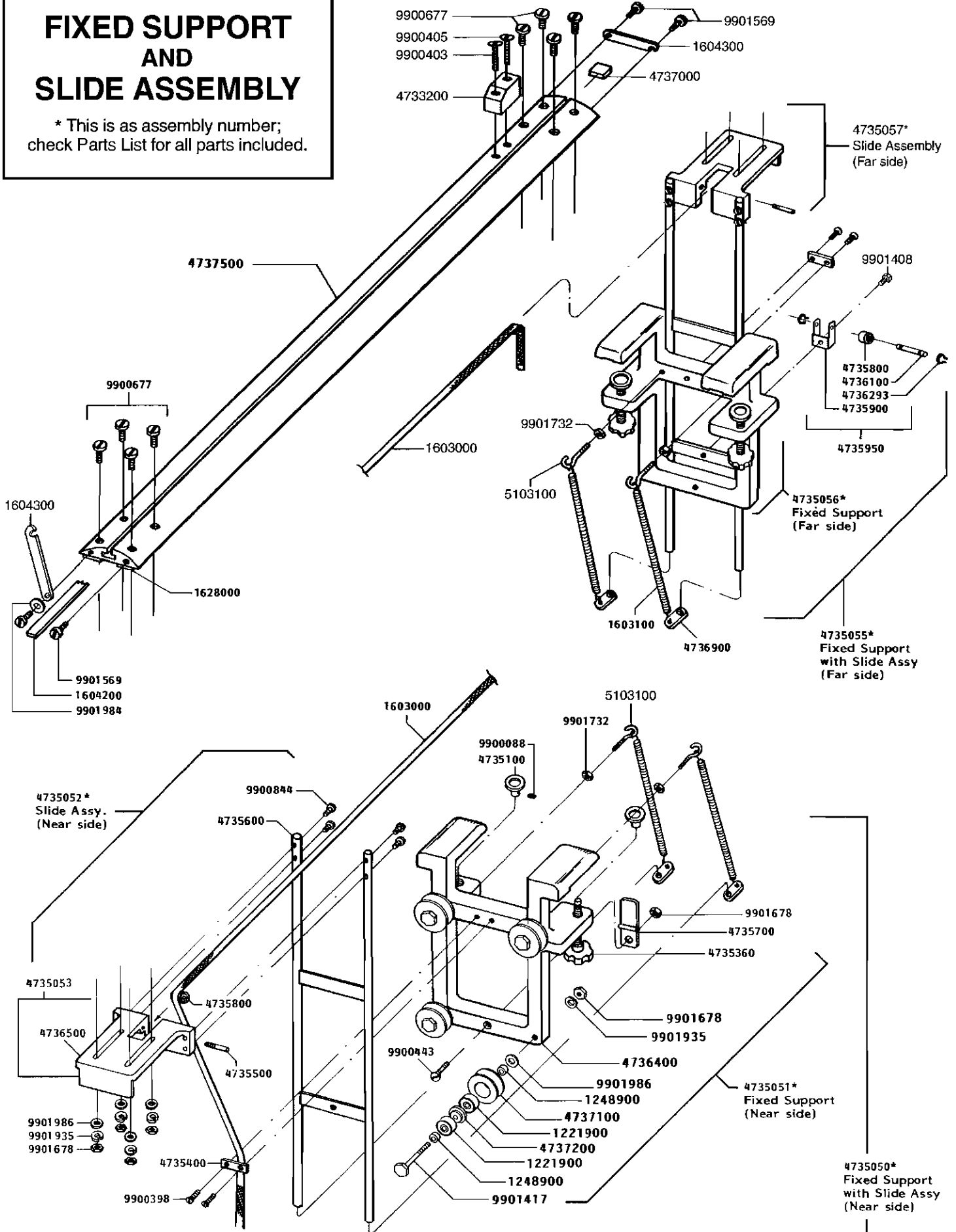
MOTOR AND CUTTING HEAD ST-2000



WARNING
 This is a hazardous type of machinery and should be used with care. Always disconnect electrical connector before performing repairs, adjustments or maintenance. Be sure machine is properly grounded.

FIXED SUPPORT AND SLIDE ASSEMBLY

* This is as assembly number;
check Parts List for all parts included.



NUMBERS FOR FIXED SUPPORT & SLIDE ASSEMBLY

Part No.	Description	Quantity used if more than one	Part No.	Description	Quantity used if more than one
1221900	Bearing		4736793	Roller Screw	4
1248900	Spacer		4737100	Pulley	4
1603000	Leather Strap – Specify table length	2	4737200	Bearing Spacer	4
1603100	Lifter Spring		5103100	Eyelet Screw	2
1604200	Spring Strip Steel – Specify Rail length		9900088	Round Head Screw	2
1604300	End Flap		9900398	Flat Head Screw	2
1628000	Roam Rubber, 1-1/12" – Specify Rail length		9900443	Flat Head Screw	
1662500	Cam		9901417	Hex Head Bolt	4
4735050*	Fixed Support & Slide Assy. – Near side		9901676	Hex Stop Nut	2
4735051*	Fixed Support Assy. – Near side		9901678	Hex Nut	5
4735052*	Slide Assy. – Near side		9901935	Spring Lock Washer	4
4735053*	Angle with Roller		9901986	Flat Washer	4
4735055*	Fixed Support & Slide Assy. – Far side		*4735052	Slide Assembly - Near side	
4735056*	Fixed Support Assy. – Far side		4735053	Angle with Roller	
4735057*	Slide Assy. – Far side		4735600	Slide	
4735100	Clamping Plate		9900844	Pan Head Screw	4
4735360	Adjust Screw with Knob		*4735053	Angle with Roller	
4735400	Leather Strap Grip		4735500	Axle	
4735500	Axle		4735800	Slide	
4735600	Slide		4736500	Fastening Angle	
4735700	Hinge		*4735055	Fixed Support & Slide Assy - Far side	
4735800	Belt Roller		1603100	Lifter Spring	2
4735900	Holding Bridge		4735056	Fixed Support - Far side	
4735950*	Holding Bridge Assy.		4735057	Slide Assy. - Far side	
4736000	Roller		4736900	Lifter Spring Holder	2
4636100	Roller Axle		*4735056	Fixed Support - Far side	
4636293	Retaining Ring		1221900	Bearing	8
4636400	Clamp Frame		1248900	Spacer	8
4736500	Fastening Angle		4735100	Clamping Plate	2
4736793	Roller Screw		4735360	Adjust Screw with Knob	2
4736900	Lifter Spring Holder		4735400	Leather Strap Grip	
4737000	Cushion		4736000	Roller	4
4737500**	Guide Rail (Give Table Size)		4636400	Clamp Frame	
4737100	Pulley		4736793	Roller Screw	4
4737200	Bearing Spacer		4737100	Pulley	4
5103100	Eyelet Screw		4737200	Bearing Spacer	4
9900088	Round Head Screw		5103100	Eyelet Screw	2
9900398	Flat Head Screw		9900088	Round Head Screw	2
9900443	Flat Head Screw		9900398	Flat Head Screw	2
9900677	Fillister Head Screw		9901417	Hex Head Bolt	4
9900844	Pan Head Screw		9901676	Hex Stop Nut	2
9901408	Hex Head Cap Screw		9901678	Hex Nut	4
9901417	Hex Head Bolt		9901935	Lock Washer	4
9901569	Round Head Thread Cutting Screw		9901986	Washer	4
9901676	Hex Stop Nut		*4735057	Slide Assembly - Far side	
9901678	Hex Nut		4735053	Angle with Roller	
9901935	Spring Lock Washer		4735600	Slide	
9901984	Flat Washer		4735900	Holding Bridge Assembly	
9901986*	Flat Washer		9900844	Pan head Screw	4
*4735050	Fixed Support w/Slide Assy. - Near side		9901408	Hex Head Cap Screw	
1603100	Lifter Spring		*4735950	Holding Bridge Assembly	
4735051	Frame Assy. – Near side		4735800	Belt Roller	
4735052	Slide Assy. – Near side		4735900	Holding Bridge	
4736900	Lifter Spring Holder		4736100	Roller Assembly	
*4735051	Fixed Support - Near side		4736293	Retaining Ring	2
4735100	Clamping Plate	2			
4735360	Adjust Screw with Knob	2			
4735400	Leather Strap Grip				
4735700	Hinge				
4736000	Roller	4			
4736400	Clamp Frame				

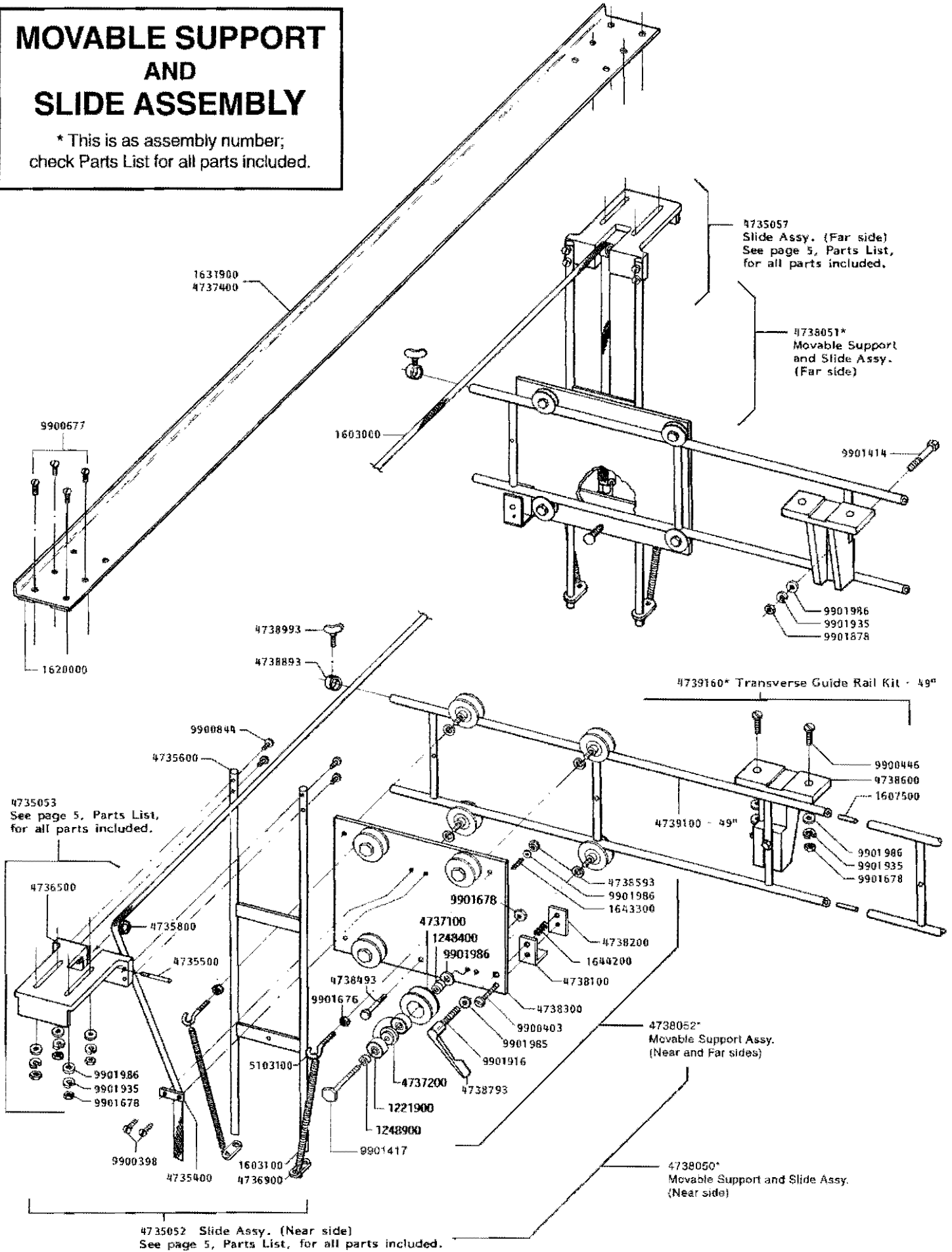
* Part and part quantities shown separately on this page.

** Guide Rails include:

1628000, 1604200, 4736800 (2), 9901569 (4), & 9901984

MOVABLE SUPPORT AND SLIDE ASSEMBLY

* This is an assembly number;
check Parts List for all parts included.



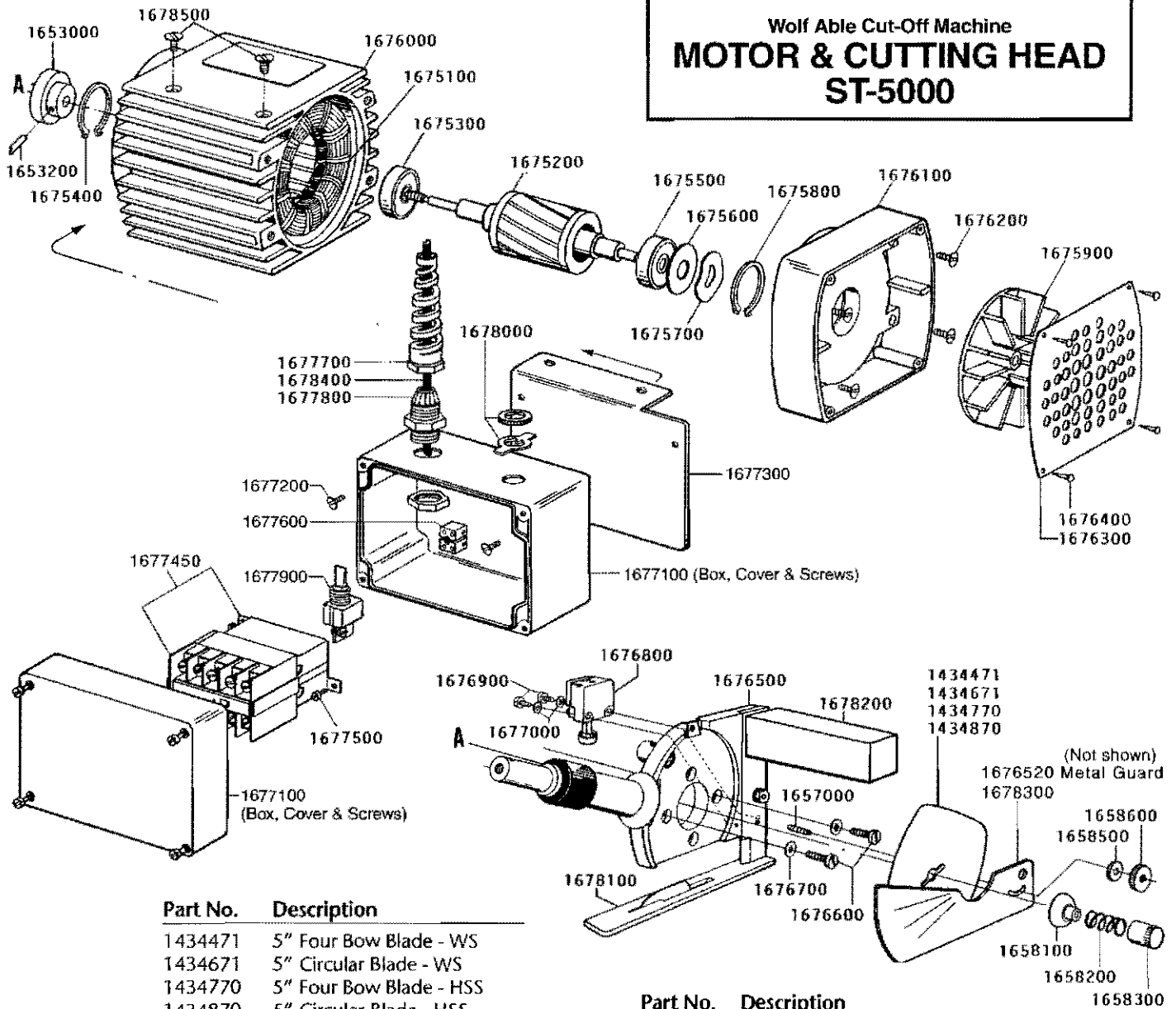
NUMBERS FOR MOVABLE SUPPORT & SLIDE ASSEMBLY

Part No.	Description	Quantity used if more than one	Part No.	Description	Quantity used if more than one
1221900	Bearing		*4738050	Movable Support & Slide Assy - Near side	
1248400	Spacer		1603100	Lifter Spring	2
1248900	Spacer		4735052	Slide Assy. - Near side (See page 5)	
1603000	Leather Strap		4736900	Lifter Spring Holder	2
1603100	Lifter Spring		4738052*	Movable Support Assy.	
1607500	Connecting Rod		*4738051	Movable Support & Slide Assy. - Far side	
1620000	Foam Rubber - 1 inch		1603100	Lifter Spring	2
1631900	End Rail - Give table size		4735057	Slide Assy. - Far side (See page 5)	
1643300	Return Spring		4736900	Lifter Spring Holder	2
1644200	Clamping Spring		4738052*	Movable Support Assy.	
4735052	Slide Assy. - Near side (See page 5)		*4738052	Movable Support Assembly	
4735053	Angle with Roller (See page 5)		1221900	Bearing	8
4735057	Slide Assy. - Far side (See page 5)		1248400	Spacer	8
4735400	Leather Strap Grip		1248900	Spacer	4
4735500	Axle		1643300	Return Spring	
4735600	Slide		1644200	Clamping Spring	
4735800	Belt Roller		4735400	Leather Strap Grip	
4736000	Roller		4736000	Roller	8
4736500	Fastening Angle		4736793	Roller Screw	4
4736793	Roller Screw		4737100	Pulley	4
4736900	Lifter Spring Holder		4737200	Bearing Spacer	4
4737100	Pulley		4738100	Angle	
4737200	Bearing Spacer		4738200	Clamping Plate	
4738050*	Movable Support & Slide Assy. - Near side		4738300	Movable Support	
4738051*	Movable Support & Slide Assy. - Far side		4738493	Stop Bolt	
4738052*	Movable Support Assy.		4738593	Spherical Button	
4738100	Angle		4738793	Clamping Knob with Stud	
4738200	Clamping Plate		5103100	Eyelet Screw	2
4738300	Movable Support		9900398	Flat Head Screw	2
4738493	Stop Bolt		9900403	Flat Head Screw	
4738593	Spherical Button		9901676	Hex Stop Nut	2
4738600	Table Support		9901678	Hex Nut	4
4738793	Clamping Knob with Stud		9901916	Socket Head Set Screw	
4738893	End Ring		9901985	Flat Washer	
4738993	Thumb Screw		9901986	Flat Washer	5
4739100	Transverse Guide Rail - 49 inch		*4739160	Transverse Guide Rail Kit - 49 inch	
4739160*	Transverse Guide Rail Kit - 49 inch		1607500	Connecting Rod	4
5103100	Eyelet Screw		4738600	Table Support	6
9900398	Flat Head Screw		4738893	End Ring	2
9900403	Flat Head Screw		4738993	Thumb Screw	2
9900446	Flat Head Screw		4739100	Transverse Guide Rail - 49 inch	2
9900677	Fillister Head Screw		9900446	Flat Head Screw	12
9900844	Pan Head Screw		9901414	Hex Head Cap Screw	6
9901414	Hex Head Cap Screw		9901678	Hex Nut	18
9901676	Hex Stop Nut		9901935	Lock Washer	18
9901678	Hex Nut		9901986	Flat Washer	18
9901916	Socket Head Set Screw				
9901935	Lock Washer				
9901985	Flat Washer				
9901986	Flat Washer				

* Part and Part quantities shown separately on this page.

** Guide Rails include: 162000.

Wolf Able Cut-Off Machine
MOTOR & CUTTING HEAD
ST-5000



Part No.	Description
1434471	5" Four Bow Blade - WS
1434671	5" Circular Blade - WS
1434770	5" Four Bow Blade - HSS
1434870	5" Circular Blade - HSS
1653000	Coupling with Pins
1653200	Driving Pin
1657000	Threaded Pin
1658100	Blade Holder
1658200	Tension Spring
1658300	Tensioning Nut
1658500	Spring
1658600	Knurled Nut
1675000	Motor, 22G-3-50/60
1675100	Stator 220-3-50/60
1675200	Rotor 220-3-50/60
1675300	Ball Bearing
1675400	Safety Ring
1675500	Ball Bearing
1675600	Washer
1675700	Spring
1675800	Safety Ring
1675900	Fan
1676000	Motor Housing
1676100	Bearing Bracket
1676200	Countersunk Screw (Quan 4)
1676300	Cover

Part No.	Description
1676400	Pin (Quan. 4)
1676500	Blade Housing
1676520	Metal Guard (Not shown)
1676600	Screw (Quan. 4)
1676700	Dented Washer (Quan. 4)
1676800	Lifting Switch
1676900	Cylindrical Head Screw (Quan. 2)
1677000	Dented Washewr (Quan. 2)
1677100	Box
1677200	Countersunk Screw
1677300	Angle for Box
1677450	Contactur/Terminal Box S.A.
1677500	Cylindrical Head Screw (Quan. 2)
1677600	Terminal Block
1677700	Wire Protector
1677800	Hexagonal Nut, Flat
1677900	Switch
1678000	ON/OFF Switch
1678100	Sliding Angel
1678200	Counter Weight
1678300	Finger Guard
1678500	Screw (Quan. 2)

OPERATING INSTRUCTIONS

1. Pull cloth across Guide Rail to desired end rail setting (as shown on front cover).
2. Secure cloth under the end rail.
3. Turn on main switch and pull cutter across material. **NOTE:** When main switch is on, machine will automatically turn motor on when lifting switch slides off cam on far side, and turn off motor when cutter reaches cam on the near side.
4. Push cutter back to far side. Pull up Guide Rail and secure cut end beneath it.
5. Repeat operations.

LUBRICATION

Add 1 or 2 drops of oil daily, depending on use, to oil hole on blade housing. Occasionally clean and lightly oil the spring steel strip in the guide rail.

SHARPENING

To sharpen, press grinding stone button lightly and briefly down against the blade while machine is running. Pressure must be light to avoid putting a burr on the blade. When blade becomes less than 3-7/8" or 98 MM in diameter, it must be replaced. Also keep grinding wheel clean by spraying with Wolf's Keep-M-Kleen emery wheel cleaner (Part #2100600).

CHANGING BLADES

1. Turn Main Switch off, and disconnect the electrical connector. The cutting machine may then be removed from the Guide Rail.
2. Remove the Sharpener and the Finger Guard.
3. Remove Tension Nut, Tension Spring and Blade Holder.
4. Remove old Blade. **NOTE:** Be careful when handling blades. New blades are factory sharpened and extremely sharp. Old blades may be dull for cutting material but both new and old blades can inflict personal injury.
5. Insert new blade with the writing side out and make sure blade is properly seated on the driving pins before reassembling.
6. Reverse steps 1, 2, and 3.

PART ORDERING

Order ALL PARTS by Part No. shown and BE SURE to give the motor # and voltage of your cut-off machine.

The Motor number tells us the size of the part needed in your installation.

ST-2000 110 Volts Single Phase
ST-2000 220 Volts Single Phase
ST-5000 220 Volts Three Phase

EXAMPLE: Give Serial No. of machine _____ Give name & no. of part,
Motor Housing 1676000 Supply Model No. ST-5000 Give voltage, 220V.

WOLF[®]
1st/Since 1888

THE WOLF MACHINE COMPANY

5570 Creek Road • Cincinnati, OH 45242 • USA

Phone: 513-791-5194 • FAX 513-791-0925 • TOLL FREE 1-800-543-WOLF

e-mail: info@wolfmachine.com • Web Site: www.wolfmachine.com